



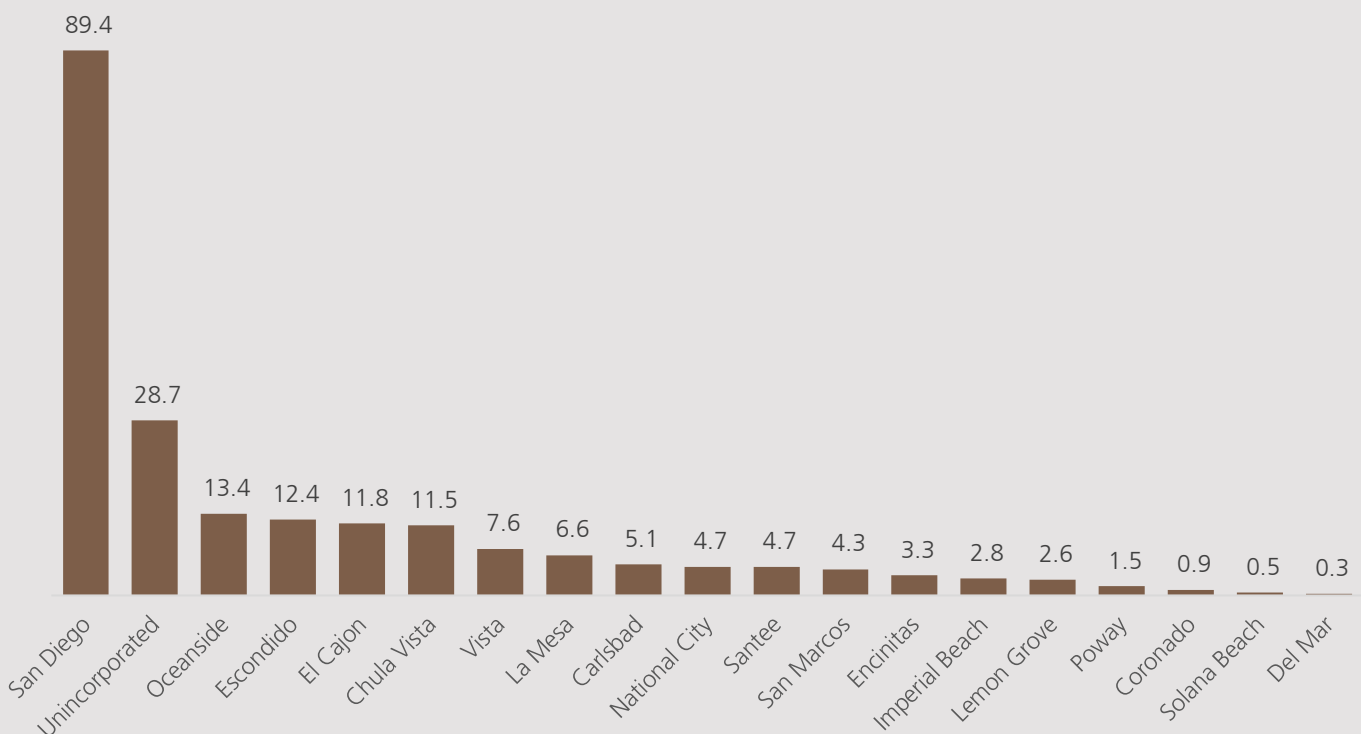
## Arrests Across the San Diego Region: How Do Different Jurisdictions Compare?

While the SANDAG Criminal Justice Clearinghouse regularly reports regional crime statistics<sup>1</sup> in partnership with local law enforcement, arrest statistics provide another view of public safety in the region because a greater variety of offenses are included and trends over time for adults and juveniles can be tracked (because something is known about the individual believed to have committed an offense). Arrest statistics for calendar year 2018 (the most recent year available) were recently received by the California Department of Justice and summarized in an annual [CJ Bulletin](#). This CJ Flash, the second of two, highlights arrests across the jurisdictions, with additional information by jurisdiction available [here](#).

### Highlight 1

The number of average arrests per day in 2018 ranged from less than one in Coronado, Solana Beach, and Del Mar, to over 89 in the City of San Diego.

Figure 1: Average arrests per day by jurisdiction in 2018

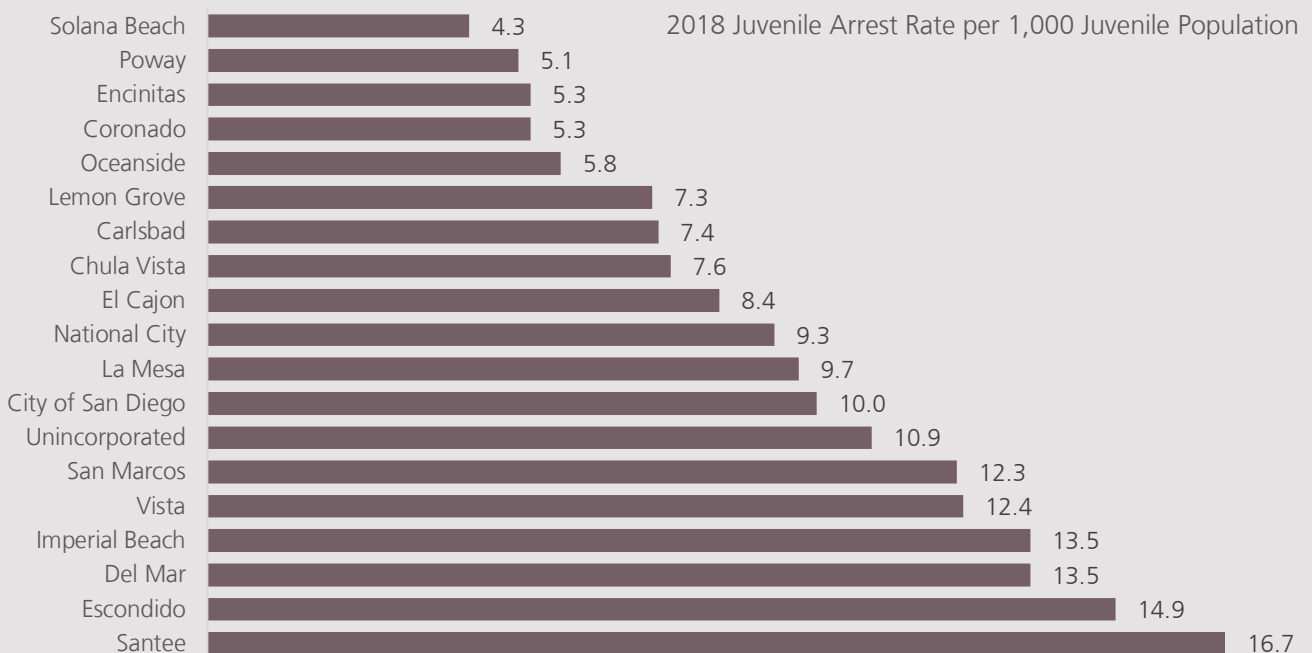
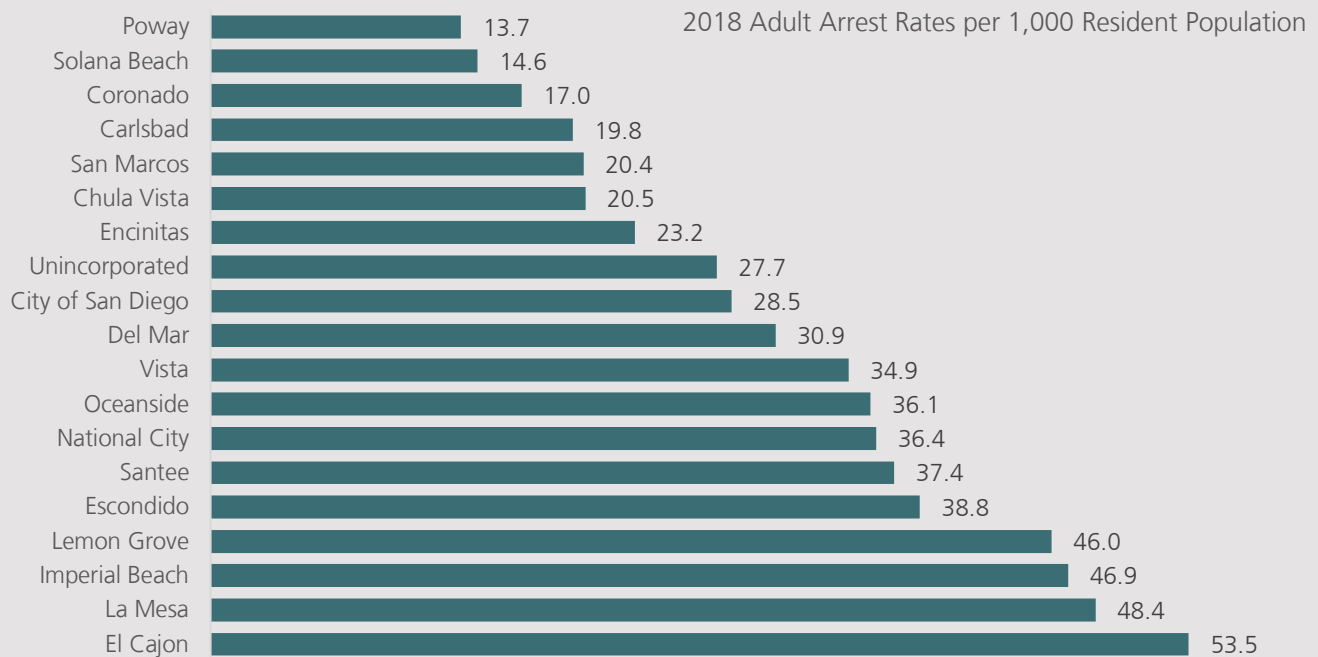


<sup>1</sup> SANDAG reports Part I crime statistics reported through the FBI's Uniform Crime Reporting system on a bi-annual basis. The seven crimes that are documented include four violent crime (homicide, rape, robbery, and aggravated assault) and three property (burglary, motor vehicle theft, and larceny) types.

## Highlight 2

With the exception of Imperial Beach and Escondido, the jurisdictions with the highest adult arrest rates were different than those with the highest juvenile arrest rates. El Cajon, La Mesa, Imperial Beach, Lemon Grove, and Escondido had the five highest adult arrest rates (per 1,000 population). Santee, Escondido, Imperial Beach, Del Mar and Vista had the five highest juvenile arrest rates (per 1,000 population).

Figures 2 and 3: Adult and juvenile arrest rates per 1,000 by jurisdiction in 2018



## Highlight 3

The most common arrest types across the jurisdictions also varied and included drug-related offenses, alcohol-related offenses, driving under the influence, assault, larceny/petty theft, and “other” offenses. Some interesting patterns included:



Drug-related, assaults, and “other” offenses were among the top four most common arrest types for all but one of the 19 jurisdictions (Del Mar was the exception for drug-related, Encinitas for assaults, and Carlsbad for “other”).



Alcohol-related offenses were among the top four for 13 of the 19 jurisdictions and was the number one reason for six of the 13.



Driving under the influence (DUI) was in the top four for seven jurisdictions and was the number one reason in Coronado.



Larceny/petty theft was in the top four for just two jurisdictions – La Mesa and Santee.

<b>Carlsbad</b> Drug-related (22%) Alcohol-related (16%) Assault (16%) DUI (14%)	<b>Chula Vista</b> Drug-related (31%) Assault (23%) Other (15%) DUI (10%)	<b>City of San Diego</b> Other (41%) Drug-related (19%) Assault (17%) Alcohol-related (6%)	<b>Coronado</b> DUI (23%) Drug-related (21%) Assault (14%) Other (13%)
<b>Del Mar</b> Alcohol-related (47%) Assault (26%) Other (10%) DUI (8%)	<b>El Cajon</b> Other (42%) Drug-related (21%) Assault (13%) Alcohol-related (8%)	<b>Encinitas</b> Alcohol-related (25%) Drug-related (19%) Other (16%) DUI (13%)	<b>Escondido</b> Drug-related (21%) Other (19%) Assault (17%) Alcohol-related (14%)
<b>Imperial Beach</b> Alcohol-related (31%) Drug-related (22%) Other (18%) Assault (17%)	<b>La Mesa</b> Drug-related (44%) Assault (13%) Larceny/petty theft (10%) Other (9%)	<b>Lemon Grove</b> Drug-related (22%) Assault (21%) Other (21%) Alcohol-related (18%)	<b>National City</b> Alcohol-related (24%) Drug-related (17%) Assault (16%) Other (12%)
<b>Oceanside</b> Alcohol-related (25%) Drug-related (24%) Assault (16%) Other (13%)	<b>Poway</b> Drug-related (21%) Assault (19%) Other (18%) DUI (13%)	<b>San Marcos</b> Drug-related (24%) Assault (19%) Other (18%) Alcohol-related (11%)	<b>Santee</b> Drug-related (27%) Other (25%) Larceny/petty theft (14%) Assault (14%)
<b>Solana Beach</b> Alcohol-related (29%) Assault (22%) Other (15%) Drug-related (14%)	<b>Unincorporated</b> Drug-related (28%) Other (25%) Assault (21%) Alcohol-related (8%)	<b>Vista</b> Drug-related (22%) Assault (20%) Other (20%) DUI (12%)	