



San Diego Region Air Quality Conformity Working Group (Taskforce)

May 3, 2023

Agenda

May 3, 2023



Agenda Items 1-3:

Welcome and Introductions

Public Comments/Member Comments

Meeting Minutes



Agenda Item 4:

2022 RAQS Update



Agenda Item 5:

2021 Regional Plan Amendment



Agenda Item 6:

RTIP NEVI Project List



Agenda Item 7:

Upcoming Meeting

Agenda Item 4 2022 RAQS Update



San Diego County Air Pollution Control District

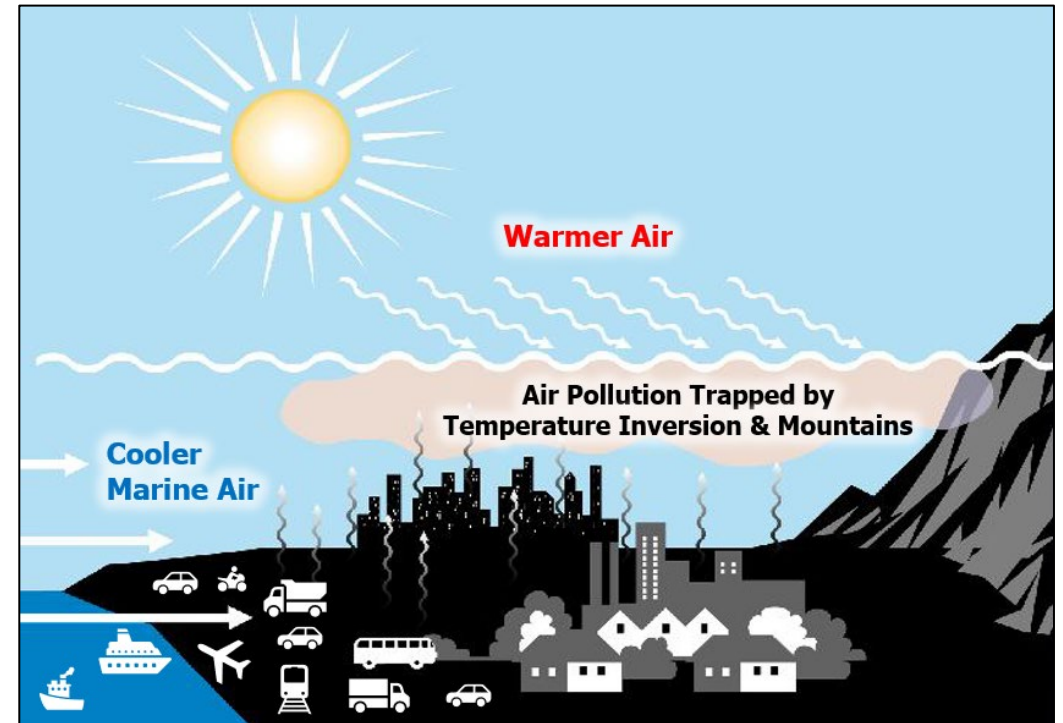
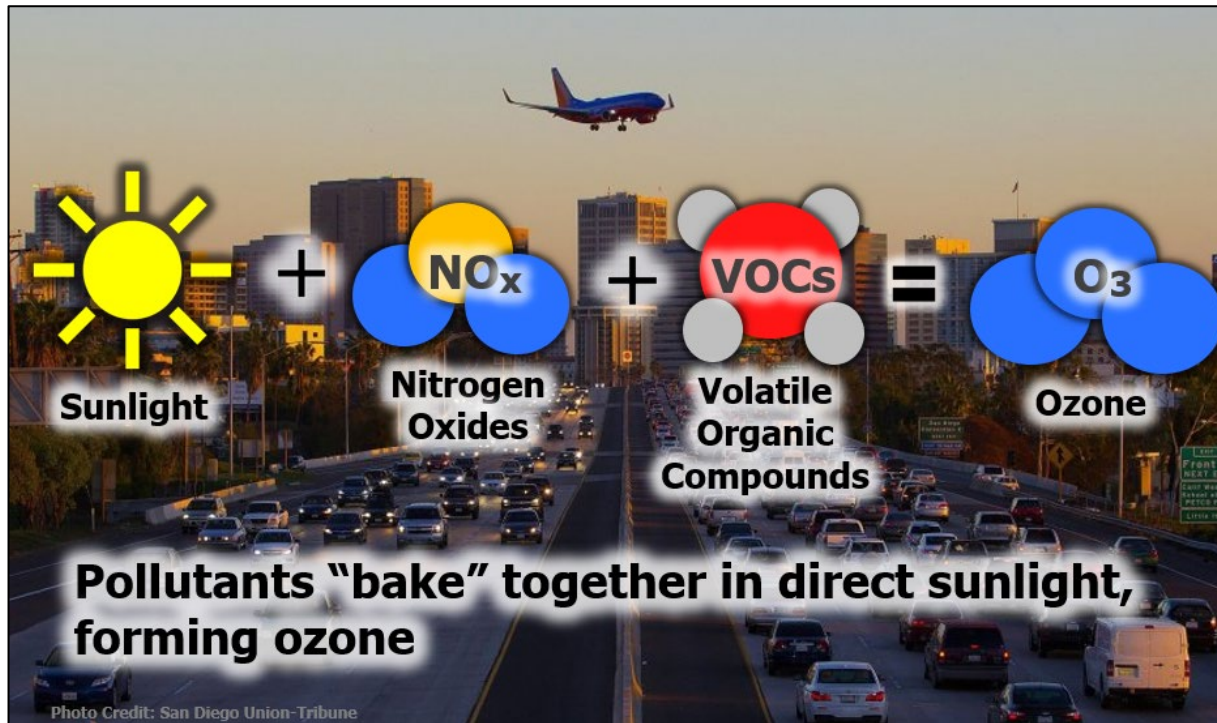
2022 Regional Air Quality Strategy (RAQS)

Wednesday, May 3

2023

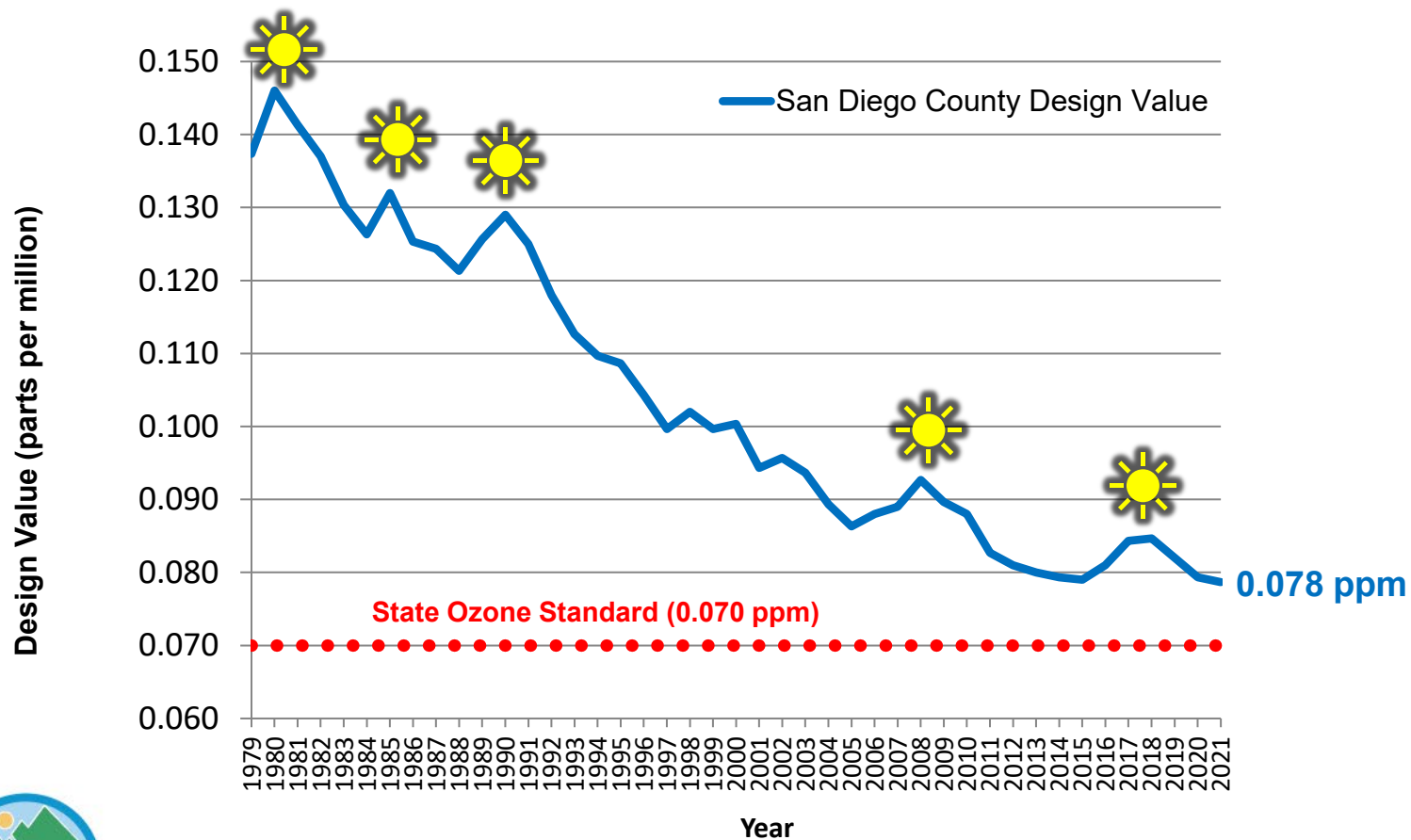


BACKGROUND ON OZONE

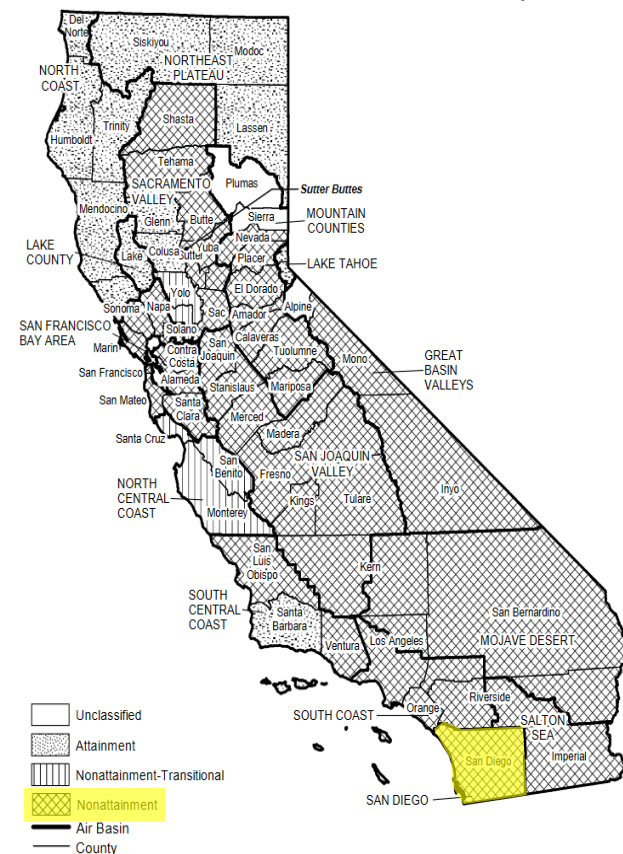


STATE OZONE ATTAINMENT STATUS

Ozone value in San Diego region (as measured in Alpine)



State Ozone Designations



VOC Emission Trends

(tons/day)

Sources	2000	2005	2010	2015	2020	2025	2030	2035	2040	2045	2050
Stationary Sources	38	37	30	28	26	26	25	26	28	30	32
Area-Wide Sources	36	33	32	33	34	35	36	38	39	39	43
On-Road Motor Vehicles	76	52	38	26	17	13	11	9	8	8	7
Other Mobile Sources	59	52	42	35	31	28	22	19	17	16	17
Total	208	174	142	121	109	101	94	92	92	93	98



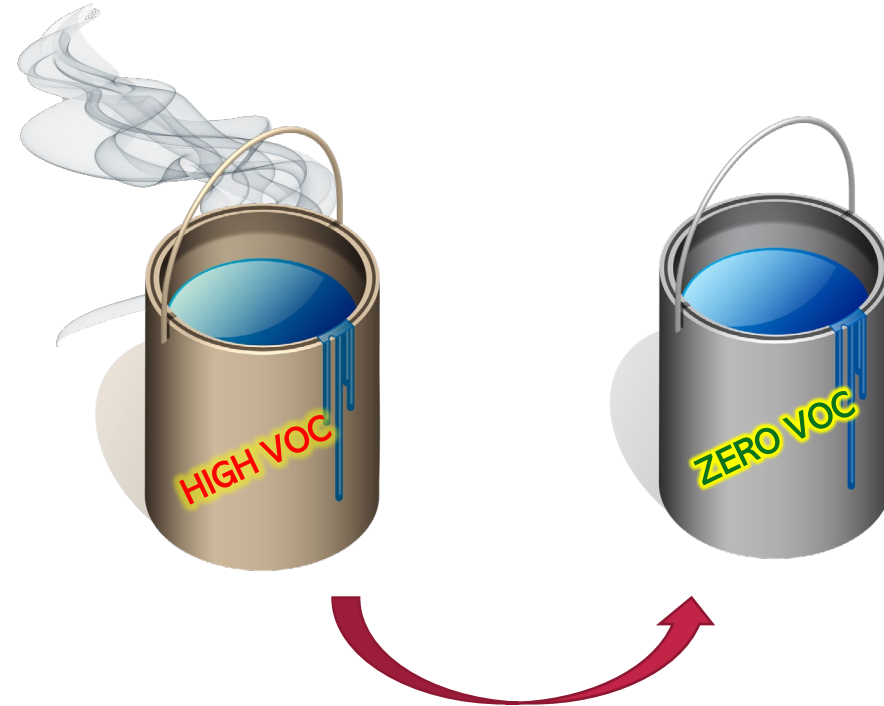
NOx Emission Trends (tons/day)

Sources	2000	2005	2010	2015	2020	2025	2030	2035	2040	2045	2050
Stationary Sources	13	8	5	4	4	4	4	4	4	4	5
Areawide Sources	3	3	3	3	2	2	2	2	1	1	1
On-Road Motor Vehicles	142	112	78	47	29	15	11	9	8	8	7
Other Mobile Sources	57	52	46	42	45	43	42	41	39	37	38
Total	216	174	132	96	81	65	58	56	52	51	50


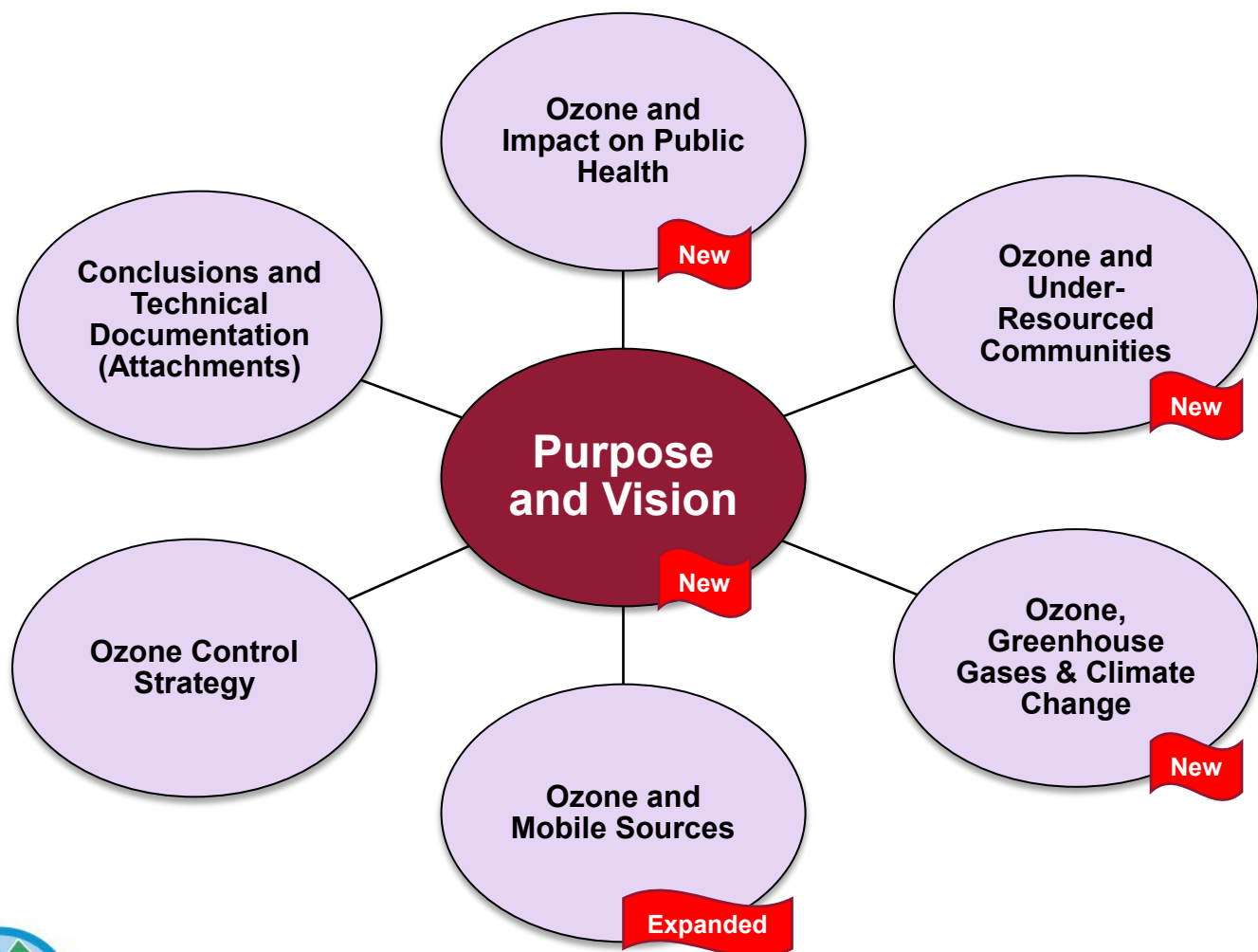


REGIONAL AIR QUALITY STRATEGY (RAQS)

- Required by California Clean Air Act of 1988
- RAQS adopted in 1992; last updated in 2016
- Revised periodically per State law
- Must adopt “all feasible measures”
- Modeling not required; must attain by “earliest practicable date”
- No Net Increase Demonstration



NEW RAQS FRAMEWORK



APCD Response to Stakeholders:

More readable; less technical
 Pictures, Graphs, Color
 Added Information on Public Health,
 Under-Resourced Communities,
 Greenhouse Gases, and Climate Change



OZONE CONTROL STRATEGY

For Consideration/ Adoption between 2023-2026

Possible New Rules

- Restaurant Cooking Operations
- Emissions from Large Poultry Operations
- Indirect Source Rule(s)

Possible Rule Amendments

- Natural Gas-Fired Fan-Type Central Furnaces (R69.6)
- Stationary Gas Turbine Engines (R69.3.1)
- Stationary Internal Combustion Engines (R69.4.1)
- Marine Coatings (R67.18)

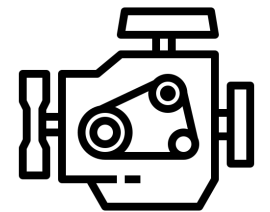

For Further Evaluation between 2023-2026

Possible New Rules

- Metalworking Fluids & Contact Lubricants
- Vacuum Truck Operations
- Wood-Burning Activities
- State Emission Offsets Permitting
- Composting (Non-Residential)
- Miscellaneous NOx Sources
- Zero-Emission Central Furnaces
- Zero-Emission Water Heaters

Possible Rule Amendments

- Metal Parts and Product Coating Operations (R67.3)
- Misc. Surface Coating Operations (R66.1)
- Organic Compounds at Bulk Plants/Terminals (R61.1)
- Aerospace Coatings (R67.9)
- Adhesive Materials Applications (R67.21)



OZONE CONTROL STRATEGY (cont.)

Estimated Health Benefits from 2022 RAQS, Regionwide & in Under-Resourced Communities

As many as:

- 4 fewer annual incidents of nonfatal heart attacks, respiratory hospital admissions, acute bronchitis, or emergency room visits related to asthma
- 37 fewer annual cases of respiratory symptoms (coughing, congestion, eye irritation, etc.)
- 23 fewer annual cases of asthma exacerbation (“bad” asthma day)
- 695 avoided days in which activity is reduced but not severely restricted
- 118 avoided workdays lost due to an illness



Additional improvements in under-resourced communities from possible implementation of CERP-identified measures

- Indirect source rule(s), restaurant cooking operations, marine coatings



Estimated Economic Contributions from 2022 RAQS

As much as:

- \$18.9 million annually to the local economy from avoided health care-related costs and lost productive workdays



OZONE CONTROL STRATEGY (cont.)



Existing Programs

“Clean Air For All” Grants

- Carl Moyer Program
- AB617 Community Air Protection Program (“CAPP”)
- “FARMER” Program
- Goods Movement Emission Reduction Program (“GMERP”)

Other Programs

- Public Electric Vehicle Charging Stations
- Old Vehicle Retirement Program
- Portside Air Quality Improvement and Relief (“PAIR”)
- EPA Diesel Emission Reduction Act (“DERA”)
- “Clean Cars 4 All”

Compliance Programs

- APCD Enhanced Enforcement of Mobile Source Regulations

New Opportunities

- Indirect Source(s)
- Alternative Mobility Options
- Other CARB/EPA Grant Programs
- Developing Best Practices, conducting outreach/education, and advocacy for air quality considerations in various sectors (e.g. transportation, buildings, energy, agricultural, etc.)



COMMUNITY ENGAGEMENT

- Public Bilingual Workshops (2021, 2022)
 - YouTube Live Streams/Recordings
 - 70+ attendees
- Bilingual Workshop Notices
 - All APCD Permit Holders
 - 12,000+ GovDelivery emails
 - Social Media Postings
- APCD Governing Board Update (August 2022)
 - 2022 RAQS Conceptual Framework
- AB 617 Steering Committee Presentations (2022)
 - Portside (45+ attendees)
 - International Border (30+ attendees)
- SANDAG Presentation
 - Conformity Working Group (21 attendees)





San Diego County Air Pollution Control District

2022 Regional Air Quality Strategy (RAQS)

Thursday, March 9

2023



Agenda Item 5 2021 Regional Plan Amendment

2021 Regional Plan Amendment – Conformity Timeline

September 2022

Following direction from the SANDAG Board, staff begins modeling the 2021 Regional Plan Amendment removing the regional road usage charge

November 2022

Interagency consultation on:

- Emissions Model and Budgets
- List of Transportation Projects
- List of Exempt Project

March 2023

Interagency consultation on:

- ABM Model
- Regional Growth Forecast, SCS Land Use Pattern
- Transportation Control Measures
- Revenue Constrained Financial Assumptions, Revenue Strategies
- Public Involvement and Outreach

April – May 2023

Draft Conformity Determination provided to CWG for 30-day review and comment period

Please submit comments by **May 25, 2023**

Draft Amendment and Draft Conformity Determination to be released for public comment in **June 2023**

2021 Regional Plan Amendment Conformity Analysis for the 2008 and 2015 Eight-Hour Ozone Standards (EMFAC2017)

Table B.9
Proposed Amendment 2020 SIP Conformity Analysis for the 2008 and 2015 Eight-Hour Ozone Standards (EMFAC2017)

Proposed Amendment Conformity Analysis for the 2008 and 2015 Eight-Hour Ozone Standards (EMFAC2017)							
Year	Average Weekday Vehicle Starts (1,000s)	Average Weekday Vehicle Miles (1,000s)	ROG		NOx		
			SIP Emissions Budget Tons/Day	ROG Emissions Tons/Day	SIP Emissions Budget Tons/Day	NOx Emissions Tons/Day	
2023	11,258	85,451	13.6	13.4	19.3	17.3	
2026	11,558	85,661	12.1	11.6	17.3	15.0	
2029	11,892	86,285	11.0	10.3	15.9	13.5	
2032	12,278	87,358	10.0	9.2	15.1	12.6	
2040	12,986	88,730	10.0	7.3	15.1	11.6	
2050	13,719	90,083	10.0	6.7	15.1	11.9	

Note: Emissions budgets from the 2020 SIP were found adequate for transportation conformity purposes by U.S. EPA, effective October 19, 2021.

Draft Conformity Determination

Page References

- Regional Growth Forecast: pp. 5-6
- ABM Model: pp. 7-24
- Emissions Model, Budgets, Results: pp. 25-27
- List of Exempt Projects: pp. 28-29
- TCMs: p. 29
- Consultation Process, Public Involvement and Outreach: pp. 29-30
- List of Transportation Projects: pp. 30-53
- Revenue Constrained Financial Assumptions, Revenue Strategies: [cwg-agenda-2023-03-01.pdf \(sandag.org\)](https://www.sandag.org/cwg-agenda-2023-03-01.pdf)

The background of the slide is a semi-transparent aerial map of a region, likely the San Diego area, showing terrain, roads, and water bodies. The map is overlaid with a dark purple-to-blue gradient.

Agenda Item 6 RTIP NEVI Projects

RTIP NEVI Project List (Discussion)

MPO:		SANDAG									
2023 Backup List Updated On:		2/14/2023									
MPO	Project Location	Description of Work	Current Total Project Cost Estimate	Current Programmed Federal Funds	Other/Local Funds	Federal Funds Programmed under "Prior"	Federal Funds Programmed in 2022/23	Federal Funds Programmed in 2023/24	Federal Funds Programmed in 2024/25	Federal Funds Programmed in 2025/26	Approved Federal Funds (total)
SANDAG	Corridor Group 16: I-8: San Diego to El Centro	Installation of Direct Current Fast Chargers	\$1,400,000	\$1,120,000	\$280,000		\$1,120,000				
SANDAG	Corridor Group 16: I-15: San Diego to Murrieta	Installation of Direct Current Fast Chargers	\$1,400,000	\$1,120,000	\$280,000		\$1,120,000				
SANDAG	Corridor Group 16: I-805: San Diego to San Ysidro	Installation of Direct Current Fast Chargers	\$1,400,000	\$1,120,000	\$280,000		\$1,120,000				
Total			\$4,200,000	\$3,360,000	\$840,000	\$0	\$3,360,000	\$0	\$0	\$0	\$0

**Next Meeting:
June 7, 2023, at 10:30 a.m.**