



REPORTED HATE CRIMES IN THE SAN DIEGO REGION

The Federal Bureau of Investigation (FBI) recently released national hate crime statistics for calendar year 2020. These numbers showed that the 7,554 single bias cases and 205 multiple bias cases represented the highest number seen since 2008, even with around 3,000 law enforcement agencies nationally not reporting any statistics and a general feeling that many hate crimes go unreported. With [mid-year 2021 crime](#) statistics now available from the SANDAG Regional Criminal Justice Clearinghouse, this CJ Flash highlights statistics available for January through June regarding hate crimes reported to local law enforcement in the San Diego region.

Highlight 1:

There was a total of 45 hate crime incidents and 56 victims reported to local law enforcement in San Diego County in the first half of 2021, compared to 46 incidents and 59 victims in the first half of 2020. The most common motivation for these hate crimes in the first six months of 2021 continued to be race/ethnicity (64%), followed by sexual orientation (24%), and religion (11%) (Figure 1). Compared to 2020, a smaller percentage was related to an individual's actual or perceived race/ethnicity and a greater percentage was related to their actual/perceived sexuality. Nationally, the most common hate crime motivation in 2020 was also race/ethnicity (62%).¹

Highlight 2:

Of the 28 hate crime victims in 2021 that were victimized because of their perceived or actual race/ethnicity, half (50%) were targeted because they were Black, with the second most common group being Asian (18%, or 5 victims) (Figure 2). The percentage of individuals targeted who were Asian in 2021 was greater than it was in 2020 (when it was 6%, or 2 victims).

Highlight 3:

As Figure 3 shows, about one-third of the hate crimes involved intimidation, another third destruction of property, and one-third simple or aggravated assault. There was no difference in the type of crime committed by the hate crime motivation.

Figure 1:

Bias Motivation for San Diego County Reported Hate Crimes, Mid-Year 2020 and Mid-Year 2021

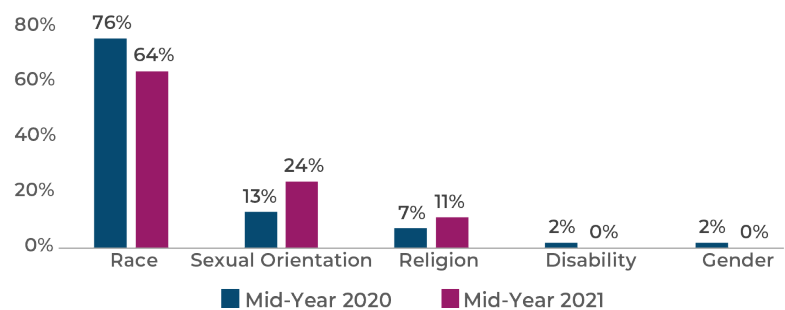


Figure 2:

Victims' Race Who Were Targeted Because of Their Perceived/Actual Race/Ethnicity in San Diego County, Mid-Year 2021

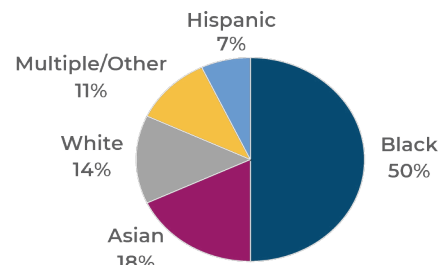
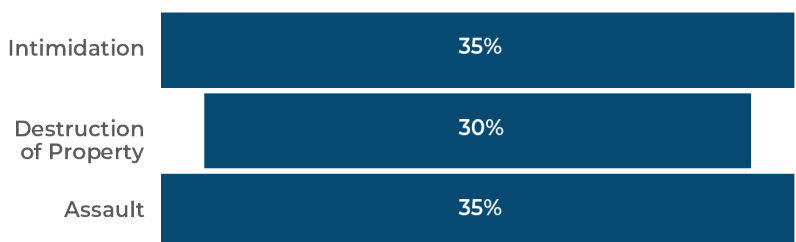


Figure 3:

Types of Hate Crimes Reported to San Diego County Law Enforcement, Mid-Year 2021



If you or someone you know was the victim of a hate crime, or you would like more information and resources about hate crime, please visit the San Diego County District Attorney's web page at <https://www.sdcca.org/helping/hate-crimes>.

¹ <https://www.justice.gov/hatecrimes/hate-crime-statistics>